

Tear Sheet for UEL
Model Rhodos on plate by KARCHER DESIGN

KARCHER
DESIGN

GERMANY

contact our US office
Karcher Design NA
1024 Industry DR.
Tukwila, WA 97288
+1 844 858 2033
order@karcher-design.com



Rhodos

Finish: polished stainless steel (72)

To suit 2 1/8" door prep, 5 1/2" center to center

Rhodos- UEL 28

9 13/16" x 2 3/8" x 1/2" plate

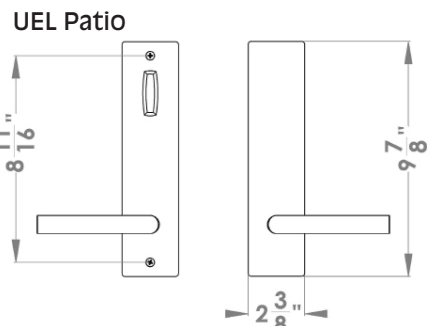
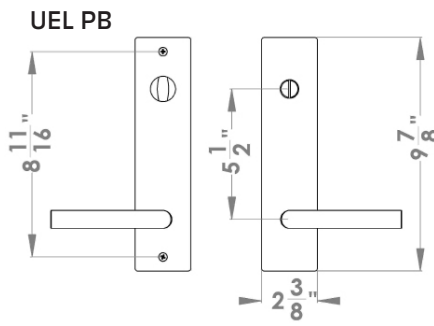
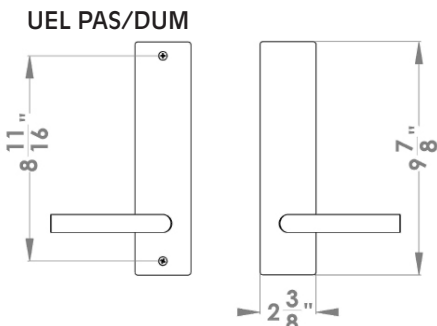
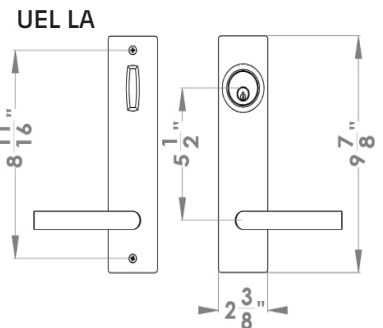
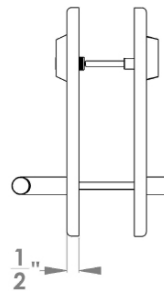
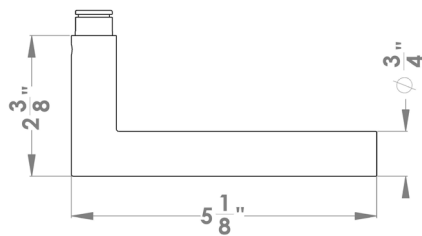
product code (handing required)

UEL28 LA60 72	single cylinder entry set, 2 3/8" backset
UEL28 LA70 72	single cylinder entry set, 2 3/4" backset
UEZ D2 72	distance ring for 1 3/8" door thickness
UEL28 PAS60 72	passage 2 3/8" backset
UEL28 PAS70 72	passage 2 3/4" backset
UEL28 PB60 72	passage with separate privacy bolt, 2 3/8" backset
UEL28 PB70 72	passage with separate privacy bolt, 2 3/4" backset
UEL28 PAT60 72	patio, 2 3/8" backset
UEL28 PAT70 72	patio, 2 3/4" backset
UEL28 DUM 72	full dummy
UEL28 DUM L 72	half dummy left
UEL28 DUM R 72	half dummy right

Features UEL28

- bolt-through fixing
- sprung
- door range 1 3/8" (35 mm) - 2" (51 mm) standard. Distance ring needed if door thickness is 1 3/8" (35 mm)
- T- and Lip-Strike with dust box
- stainless steel faceplate
- functions: single cylinder entry set (LA), passage (PAS), passage with separate privacy bolt (PB), patio (PAT), full dummy (DUM), dummy left (DUM L), dummy right (DUM R)
- grade of stainless steel 304
- hub 5/16" (8 mm)
- door prep 2 1/8", center to center 5 1/2"
- available finish: satin stainless steel, polished stainless steel, oil rubbed bronze

specification details



Please note: Karcher Design products are designed and measured in metric. Imperial measurements are close approximations to the actual metric dimensions