

Tear Sheet for Mortise set
Model New York on rose by KARCHER DESIGN



contact our US office
Karcher Design USA
Tukwila, Seattle
+1 844 858 2033
order@karcher-design.com



New York

Finish: Satin stainless steel (71)

New York on Rose, special door prep required



New York- TER 65Q
2 1/16" x 2 1/16"

product code latch set square

TER65Q LA60 71	passage 2 3/8" backset
TER65Q LA70 71	passage 2 3/4" backset
TER65Q DUM 71	full dummy
TER65Q DUM L 71	half dummy left
TER65Q DUM R 71	half dummy right
UEZ1340 PB 71	privacy bolt



New York- TER 65
Ø 2 1/16" x 7/16"

round

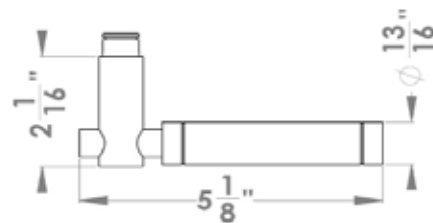
TER65 LA60 71	passage 2 3/8" backset
TER65 LA70 71	passage 2 3/4" backset
TER65 DUM 71	full dummy
TER65 DUM L 71	half dummy left
TER65 DUM R 71	half dummy right
UEZ1332 PB 71	privacy bolt

Features TER65Q and TER65

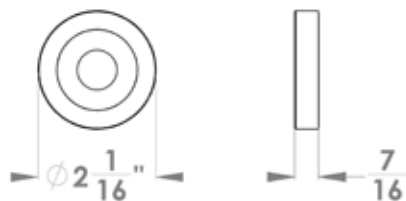
- 3 piece rose
- concealed bolt-through fixing
- sprung
- door range 1 1/2" (38 mm) - 1 7/8" (48 mm) standard
- T- and Lip-Strike with dust box
- stainless steel faceplate
- backsets: 2 3/8" (60 mm) or 2 3/4" (70 mm)
- functions: Passage (LA), full dummy (DUM), dummy left (DUM L), dummy right (DUM R)
- available with UL-Latch
- 28° latch with attached face plate
- rate of satin stainless steel 304
- hub 5/16" (8 mm)
- finish: satin stainless steel

specification details

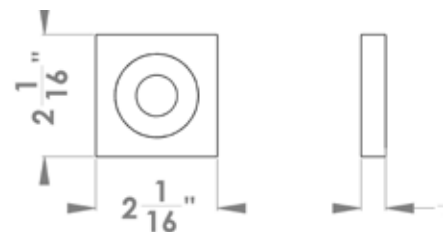
lever



round rose



square rose



Please note: Karcher Design products are designed and measured in metric. Imperial measurements are close approximations to the actual metric dimensions