

Tear Sheet for Mortise set
Model Madeira on rose by KARCHER DESIGN



contact our US office
Karcher Design USA
Tukwila, Seattle
+1 844 858 2033
order@karcher-design.com



Madeira

Finish: Satin stainless steel/dark brown leather (71)

Madeira on Rose, special door prep required



Madeira- TER 45Q LD 2 1/16" x 2 1/16"

product code latch set square

TER45Q LD LA60 71	passage 2 3/8" backset
TER45Q LD LA70 71	passage 2 3/4" backset
TER45Q LD DUM 71	full dummy
TER45Q LD DUML 71	half dummy left
TER45Q LD DUMR 71	half dummy right
UEZ1340 PB 71	privacy bolt



Madeira- TER 45 LD Ø 2 1/16" x 7/16"

round

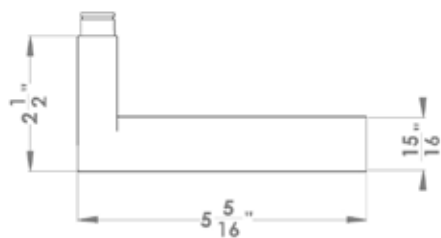
TER45 LD LA60 71	passage 2 3/8" backset
TER45 LD LA70 71	passage 2 3/4" backset
TER45 LD DUM 71	full dummy
TER45 LD DUML 71	half dummy left
TER45 LD DUMR 71	half dummy right
UEZ1332 PB 71	privacy bolt

Features TER45Q LD and TER45 LD

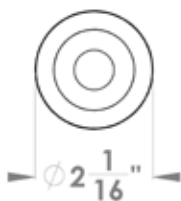
- 3 piece rose
- concealed bolt-through fixing
- sprung
- door range 1 1/2" (38 mm) - 1 7/8" (48 mm) standard
- T- and Lip-Strike with dust box
- stainless steel faceplate
- backsets: 2 3/8" (60 mm) or 2 3/4" (70 mm)
- functions: Passage (LA), full dummy (DUM), dummy left (DUM L), dummy right (DUM R)
- available with UL-Latch
- 28° latch with attached face plate
- rate of satin stainless steel 304
- hub 5/16" (8 mm)
- finish: satin stainless steel/dark brown leather

specification details

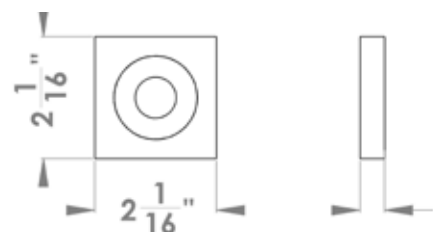
lever



round rose



square rose



Please note: Karcher Design products are designed and measured in metric. Imperial measurements are close approximations to the actual metric dimensions